

PowerTeacher Pro

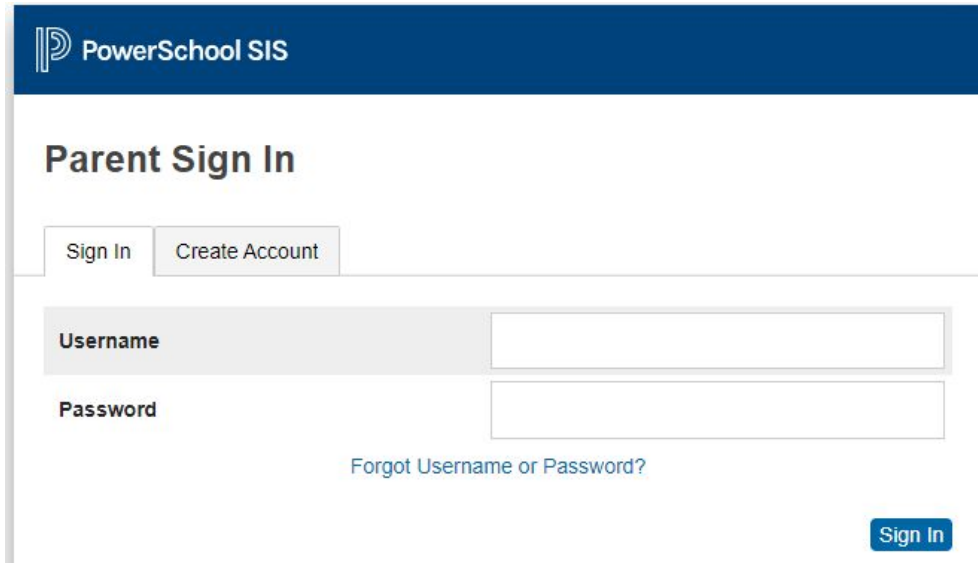
Parent Portal

Parents
Log In

Parent Log In

If you already have an account set up in the parent portal, use the follow the steps below:

1. Access <https://graded.powerschool.com>
2. Your Username is the email address you used to create your account as well as the password. (If you do not remember your password, you can move on to the next slide for further instructions.)



The screenshot shows the PowerSchool SIS Parent Sign In page. At the top, there is a dark blue header with the PowerSchool SIS logo and name. Below the header, the page title "Parent Sign In" is displayed. There are two buttons: "Sign In" and "Create Account". Below these buttons are two input fields: "Username" and "Password". A link "Forgot Username or Password?" is located below the password field. A "Sign In" button is located at the bottom right of the form area.

Parent Log In - Forgot Password

In case you already have an account but your password is either not working or you forgot it, click on the link **Forgot Username or Password**.

PowerSchool SIS

Parent Sign In

Sign In Create Account

Username

Password


[Forgot Username or Password?](#)

Sign In

Parent Log In - Forgot Password

You will be redirected to the **Recover Account Sign In Information** page. Both your username and email address fields should be filled out with the email that you usually access the system.

You will get an email with information on how to reset your password.

 PowerSchool SIS

Recover Account Sign In Information

Parents, to recover your password or if you have been provided a username and are setting your password for the first time, provide the information below. Students need to contact the school directly.

Parent Username	<input type="text" value="test.teacher@graded.br"/>
Parent Email Address	<input type="text" value="test.teacher@graded.br"/>

Basics

Parent Portal



Enrico Lorenzo Leo

List of your children

Selected child's schedule

Navigation

Grades and Attendance

Grade History

Locker Information

Historical Grades

Teacher Comments

Student Reports

My Schedule

Account Preferences

Re-Enrollment 2022-2023

Grades and Attendance: Enrico

Grades and Attendance

Attendance By Class													
Exp	Last Week					This Week					Course	Absences	Tardies
	M	T	W	H	F	M	T	W	H	F			
Attendance Totals											0	0	

Show dropped classes also

Attendance By Day													
Last Week					This Week					Absences		Tardies	
M	T	W	H	F	M	T	W	H	F	22-23	YTD	22-23	YTD
										0	0	0	0
Attendance Totals										0	0	0	0

Parent Portal - Navigation Menu

Navigation

- Grades and Attendance
- Class Assignments
- Grade History
- Locker Information
- Historical Grades
- Teacher Comments
- Student Reports

- It takes you to the main page
- Child's assignments
- Child's progress during the school year
- Locker Information
- Grades from previous years
- Your children's report cards

In case you need to notify the school regarding changes on your child's attendance or transportation from/to school

- Student Logistics
- My Schedule
- Account Preferences

- Your child's schedule
- Changes to your account


Account Preferences - Profile Tab

Account Preferences - Profile

Profile

Students

If you want to change the e-mail address, username or password associated with your Parent account, you may do so below. Please click the corresponding Edit button to make changes to your username or password. To change your name, please contact the school administrator.

First Name:	Maria
Last Name:	Parent
Account Email:	<input type="text" value="test.parent2@graded.br"/>
Select Language	<input type="text" value="Select a Language"/>
Username:	<input type="text" value="test.parent2@graded.br"/> 
Current Password:	<input type="password" value="*****"/> 
New password must:	
	<ul style="list-style-type: none">• Be at least 8 characters long• Contain at least one uppercase and one lowercase letter• Contain at least one letter and one number• Contain at least one special character

Email you get contacted by.

Email you use to log in to the system.

Change your password

Account Preferences - Students Tab

Account Preferences - Students

Profile Students

Add

Add students to your account

My Students

To add a student to your Parent account, click the ADD button.

1. Enrico Abdo
2. Lorenzo Abdo
3. Leo Aduan

Students added to your account

Access ID and **Access Password** are provided by the ICT team. In case you do not have them, please contact us by sending an email to helpdesk@graded.br

Add Student

Student Access Information

Student Name	<input type="text"/>
Access ID	<input type="text"/>
Access Password	<input type="text"/>
Relationship	-- Choose ▾

Cancel OK

**In case you need further
support, please contact
helpdesk@graded.br**